

Enhanced overall efficiency of GaInN-based light-emitting diodes with reduced efficiency droop by Al-composition-graded AlGaIn/GaN superlattice electron blocking layer

Jun Hyuk Park, Dong Yeong Kim, Sunyong Hwang, David Meyaard, E. Fred Schubert, Yu Dae Han, Joo Won Choi, Jaehee Cho, and Jong Kyu Kim

Citation: *Applied Physics Letters* **103**, 061104 (2013); doi: 10.1063/1.4817800

View online: <http://dx.doi.org/10.1063/1.4817800>

View Table of Contents: <http://scitation.aip.org/content/aip/journal/apl/103/6?ver=pdfcov>

Published by the [AIP Publishing](#)

Articles you may be interested in

[Enhancing the performance of green GaN-based light-emitting diodes with graded superlattice AlGaIn/GaN inserting layer](#)

Appl. Phys. Lett. **103**, 102104 (2013); 10.1063/1.4819879

[Publisher's Note: "Performance enhancement of blue light-emitting diodes with a special designed AlGaIn/GaN superlattice electron-blocking layer" \[*Appl. Phys. Lett.* 99, 221103 \(2011\)\]](#)

Appl. Phys. Lett. **102**, 089901 (2013); 10.1063/1.4752472

[The reduction of efficiency droop by Al_{0.82}In_{0.18}N/GaN superlattice electron blocking layer in \(0001\) oriented GaN-based light emitting diodes](#)

Appl. Phys. Lett. **101**, 131113 (2012); 10.1063/1.4756791

[Performance enhancement of blue light-emitting diodes with a special designed AlGaIn/GaN superlattice electron-blocking layer](#)

Appl. Phys. Lett. **99**, 221103 (2011); 10.1063/1.3653390

[Stable temperature characteristics of InGaIn blue light emitting diodes using AlGaIn/GaN/InGaIn superlattices as electron blocking layer](#)

Appl. Phys. Lett. **96**, 091104 (2010); 10.1063/1.3340939

Want to publish your paper in the
#1 MOST CITED journal in applied physics?

With *Applied Physics Letters*, you can.

AIP | Applied Physics
Letters

THERE'S POWER IN NUMBERS. Reach the world with AIP Publishing.



Enhanced overall efficiency of GaInN-based light-emitting diodes with reduced efficiency droop by Al-composition-graded AlGaIn/GaN superlattice electron blocking layer

Jun Hyuk Park,¹ Dong Yeong Kim,¹ Sunyong Hwang,¹ David Meyaard,² E. Fred Schubert,² Yu Dae Han,³ Joo Won Choi,³ Jaehee Cho,⁴ and Jong Kyu Kim^{1,a)}

¹Department of Materials Science and Engineering, Pohang University of Science and Technology (POSTECH), Pohang 790-784, South Korea

²Future Chips Constellation, Department of Electrical, Computer, and Systems Engineering, Rensselaer Polytechnic Institute, Troy, New York 12180, USA

³Seoul Opto-device Co., 725-5 Wonsi-dong, Danwon-gu, Ansan City, Kyunggi-do 425-851, South Korea

⁴School of Semiconductor and Chemical Engineering, Semiconductor Physics Research Center, Chonbuk National University, Jeonju 561-756, South Korea

(Received 7 July 2013; accepted 22 July 2013; published online 5 August 2013)

$\text{Al}_x\text{Ga}_{1-x}\text{N}/\text{GaN}$ superlattice electron blocking layers (EBLs) with gradually decreasing Al composition toward the p-type GaN layer are introduced to GaInN-based high-power light-emitting diodes (LEDs). GaInN/GaN multiple quantum well LEDs with 5- and 9-period Al-composition-graded $\text{Al}_x\text{Ga}_{1-x}\text{N}/\text{GaN}$ EBL show comparable operating voltage, higher efficiency as well as less efficiency droop than LEDs having conventional bulk AlGaIn EBL, which is attributed to the superlattice doping effect, enhanced hole injection into the active region, and reduced potential drop in the EBL by grading Al compositions. Simulation results reveal a reduction in electron leakage for the superlattice EBL, in agreement with experimental results.

© 2013 AIP Publishing LLC. [<http://dx.doi.org/10.1063/1.4817800>]

GaN-based light-emitting diodes (LEDs) have attracted considerable attention as energy-efficient and environmentally benign solid-state lighting sources. However, the gradual decrease in internal quantum efficiency (IQE) with increasing input current, called efficiency droop, is a major obstacle in the widespread adoption of LEDs for general illumination. Many physical mechanisms including Auger recombination,^{1,2} delocalization of carriers from In-rich low-defect-density regions,^{3,4} and electron leakage^{5,6} have been proposed as the possible reasons for efficiency droop. Recently, Meyaard *et al.* reported that the asymmetry in carrier transport, caused by much lower concentration and mobility of holes, compared with electrons, is the dominant mechanism causing for efficiency droop.^{7,8} Introducing a highly p-doped AlGaIn electron-blocking layer (EBL) with a high Al composition may mitigate the degree of the asymmetry by means of a high potential barrier for electron leakage but a low barrier for hole injection. However, it is very difficult to realize such an ideal EBL because as the Al composition in AlGaIn increases (i) the hole concentration decreases due to increase in the ionization energy of the p-type dopant Mg, and (ii) the potential barrier for blocking electron leakage is counteracted by the increase in positive piezoelectric polarization sheet charge at the interface between the GaN spacer and the AlGaIn EBL. Mg doped AlGaIn/GaN superlattices (SLs) have been introduced to increase the hole concentration and to block electrons escaping from the active region,^{9–14} however, such SL EBLs cause a penalty in operating voltage, due to hole transport that is hindered by the series of potential barriers at the AlGaIn/GaN hetero-interfaces of the SL EBL.

In this study, we present AlGaIn/GaN SL-EBLs having a graded Al mole fraction, called graded SL-EBL (GSL-EBL), designed for achieving, simultaneously, a high IQE and reduced efficiency droop while avoiding the operating voltage penalty. In agreement with our simulation results, GaInN/GaN MQW LEDs with AlGaIn/GaN GSL-EBLs show both higher IQE and reduced efficiency droop, compared to LEDs with conventional bulk AlGaIn EBL.

The optoelectronic properties of GaInN/GaN MQW LEDs ($1 \times 1 \text{ mm}^2$) with various EBL structures—conventional bulk $\text{Al}_{0.13}\text{Ga}_{0.87}\text{N}$ EBL, 9-period $\text{Al}_{0.23}\text{Ga}_{0.77}\text{N}/\text{GaN}$ SL-EBL, and 9-period $\text{Al}_x\text{Ga}_{1-x}\text{N}/\text{GaN}$ GSL-EBL (x varies from 0.23 to 0.15), as schematically shown in Fig. 1—were simulated by using the Advance Physical Model of Semiconductor Devices (APSYS) simulator. Commonly accepted physical parameters were used in the simulations, including Auger coefficient of $1 \times 10^{-31} \text{ cm}^6/\text{s}$, radiative recombination coefficient of $10^{-11} \text{ cm}^3/\text{s}$, spontaneous and piezoelectric polarization elementary charge densities of 1.04×10^{13} and $2.74 \times 10^{12} \text{ cm}^{-2}$ in the MQW and the EBL, respectively.¹⁵ Band parameters for ternary layers, such as GaInN or AlGaIn were calculated by using Vegard's rule while considering the bowing effect. Figures 2(a) and 2(b) show calculated energy band diagrams, the hole concentration in each quantum well, and the electron current density at the forward current density of $35 \text{ A}/\text{cm}^2$. The polarization mismatch at hetero-interfaces results in the formation of large sheet charges, causing large triangularly shaped GaN barriers between the GaInN MQWs. For the reference LED with bulk $\text{Al}_{0.13}\text{Ga}_{0.87}\text{N}$ EBL, the positive polarization sheet charge at the interface between the GaN spacer and the EBL pulls down the conduction band edge, and thus, lowers the effective potential barrier (ΔE_C)

^{a)}Author to whom correspondence should be addressed. Electronic mail: kimjk@postech.ac.kr.

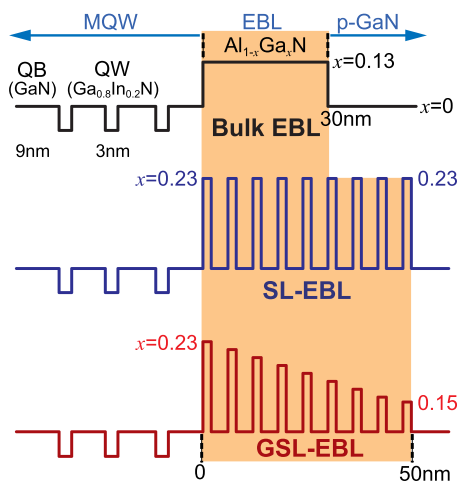


FIG. 1. Schematic conduction band diagrams showing the three different EBL structures—the conventional bulk $\text{Al}_{0.13}\text{Ga}_{0.87}\text{N}$ EBL, a 9-period $\text{Al}_{0.23}\text{Ga}_{0.77}\text{N}/\text{GaN}$ SL-EBL, and a 9-period $\text{Al}_x\text{Ga}_{1-x}\text{N}/\text{GaN}$ GSL-EBL (x varies from 0.23 to 0.15).

intended to prevent electron leakage. Increasing the Al composition in the EBL increases ΔE_C but pulls the conduction band further down, thereby preventing an effective suppression of the electron leakage. Consequently, the

electron current density that escapes from the MQW active region—electron leakage—is very high, which may cause the significant efficiency droop and poor IQE.

The electron leakage is remarkably reduced by using SL-EBL and GSL-EBL because the SL-doping effect⁹ together with higher Al composition in AlGaN result in more effective electron blocking as well as better hole injection than the bulk EBL case, as shown in Fig. 2(b). However, the potential drop in the SL-EBL region is severe, as shown in the energy band diagram, indicating that the SL-EBL LED suffers from a high operating voltage despite the SL doping effect. This is attributed to the large lattice mismatch at the AlGaN/GaN hetero-interfaces causing large polarization-induced electric fields, as well as to the higher overall Al composition of the SL-EBL compared with the bulk EBL. By grading the Al composition, the voltage drop across the GSL-EBL becomes smaller than that for the SL-EBL due to the smaller lattice mismatch between AlGaN and GaN layer and lower overall Al content in the EBL. In addition, the lower Al composition on the p-type side reduces the potential barrier for hole injection, leading to less electron leakage and a higher hole concentration at the last-grown quantum well where most of the radiative recombination occurs.¹⁶ As expected from the calculated energy band diagram and from the distribution of carriers under steady-state operation, the LED with GSL-EBL shows the highest peak efficiency and lowest efficiency droop. The operating voltage for the GSL-EBL LED is lower than the SL-EBL LED, however higher than that for the reference LED, which we attribute to the much larger proportion of resistive AlGaN, which can be overcome by using a GSL-EBL with fewer periods, for example, a 5-period GSL-EBL.

For experimental verification of the advantageous effect of the GSL-EBL, GaInN/GaN MQW LEDs with three different EBL structures—conventional bulk AlGaN EBL, 9-period $\text{Al}_x\text{Ga}_{1-x}\text{N}/\text{GaN}$ GSL-EBL (9-period GSL-EBL), and 5-period $\text{Al}_x\text{Ga}_{1-x}\text{N}/\text{GaN}$ GSL-EBL (5-period GSL-EBL)—were grown on c-plane sapphire substrate by metal-organic vapor phase epitaxy. A 2 μm -thick unintentionally doped GaN was grown first, followed by a 20-period of GaInN/GaN short-period SL layer, a 3 μm -thick Si-doped n-type GaN layer ($n = 5 \times 10^{18} \text{ cm}^{-3}$), and a 5-period $\text{Ga}_{0.8}\text{In}_{0.2}\text{N}$ (3 nm, undoped)/GaN (9 nm, Si-doped, $n = 5 \times 10^{17} \text{ cm}^{-3}$) MQW active region. The three different types of EBL structures were grown on top of the MQW active region. The 18 nm-thick p-type $\text{Al}_{0.20}\text{Ga}_{0.80}\text{N}$ bulk EBL structure was used as a reference. The 5-period GSL-EBL consisted of 5 periods of $\text{Al}_x\text{Ga}_{1-x}\text{N}/\text{GaN}$ bi-layers (x varies from 0.23 to 0.07 with 0.04 intervals) with thicknesses of 2 nm for the AlGaN quantum barriers (QBs) and 3.6 nm for GaN quantum wells (QWs). Likewise, the 9-period GSL-EBL consisted of 9 periods of $\text{Al}_x\text{Ga}_{1-x}\text{N}/\text{GaN}$ bi-layers (x varies from 0.23 to 0.07 with 0.02 intervals) with thickness of 2 nm for both QWs and QBs, respectively. Both AlGaN and GaN in the GSL-EBLs are Mg doped to realize the SL-doping effect. Finally, a 100 nm-thick Mg doped p-type GaN layer ($p = 4 \times 10^{17} \text{ cm}^{-3}$) was grown on the EBLs. The three LED wafers having the 3 different EBLs were processed into $600 \times 600 \mu\text{m}^2$ lateral-structure devices

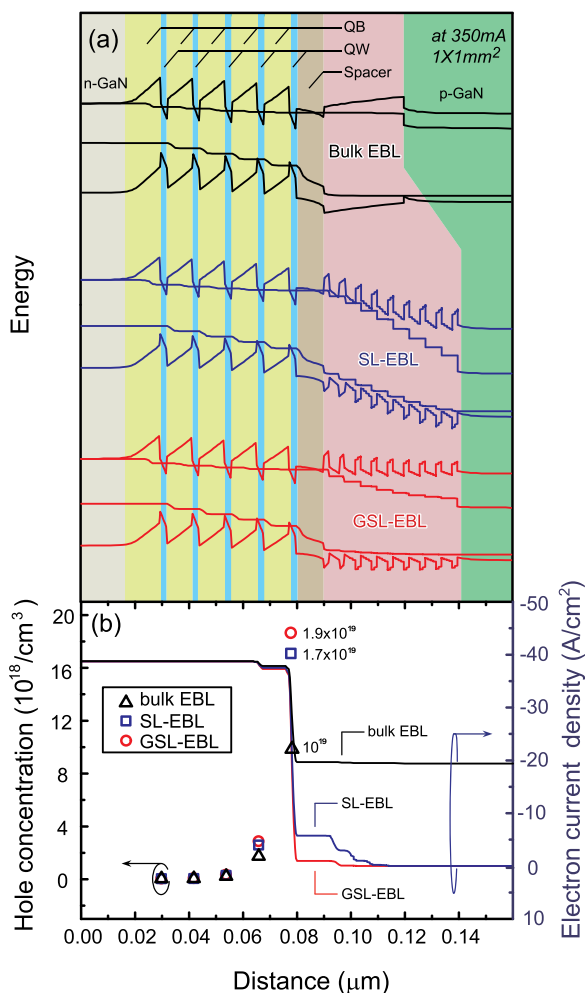


FIG. 2. (a) The energy band diagrams and (b) the hole concentration and electron leakage current of the GaInN/GaN MQW LEDs with three different EBL structures at an injection current level of 350 mA calculated by APSYS simulator.

in the same processing run. The LED mesa structures were obtained by photolithographic patterning followed by inductively coupled plasma reactive-ion etching with BCl_3/Cl_2 gas. Subsequently, Ti/Al n-type ohmic contacts were deposited on the exposed n-type GaN by electron-beam evaporation and annealed at 650°C for 1 min in N_2 ambient. ITO p-type ohmic contacts were deposited on the mesa and annealed at 500°C for 1 min in air ambient, followed by the deposition of Cr/Au pad metal.

The grading of Al composition in the EBLs was examined by using high angle annular dark field (HAADF) scanning transmission electron microscopy (STEM). Figure 3 shows a schematic LED structure and the corresponding HAADF STEM image. Enlarged HAADF-STEM images show the intensity profiles of the three different EBL structures. Since the HAADF intensity is approximately proportional to the square of atomic number, darker regions represent the AlGaN while the brighter regions represent the GaN. HAADF intensity of AlGaN decreases gradually from the MQW active region to the p-type GaN layer, indicating that the Al composition was properly graded.

Light output-current-voltage (L-I-V) characteristics of the LEDs were measured by using a Keithley 2520 pulsed laser diode test system with $10\ \mu\text{s}$ pulse-duration and a 1% duty cycle. Almost identical L-I-V characteristics are obtained for each type of device. Figure 4 shows the representative external quantum efficiency (EQE) as a function of current density, and the inset shows the I-V characteristics. The LEDs with 9-period GSL-EBL show a higher EQE throughout the whole injection current density range as well as a lower efficiency droop than that of the reference LEDs. The efficiency droop at $100\ \text{mA}$ is measured to be 7.8% and 9.7% for the 9-period GSL-EBL and the reference LEDs, respectively. However, at $20\ \text{mA}$, the operating voltage for the 9-period GSL-EBL LED is 3.05 V, slightly higher than that of the reference LED (3.00 V), possibly due to the thicker and more resistive AlGaN layer in the 9-period GSL-EBL. The LEDs with a reduced number of periods of the GSL, i.e., the 5-period GSL-EBL, show the lowest operating voltage of 2.95 V as expected, and a much reduced efficiency droop of 5.6% but also the lowest peak efficiency.




FIG. 3. Schematic LED structure together with the corresponding HAADF STEM image. Enlarged HAADF-STEM images are 9-period GSL-EBL, 5-period GSL-EBL, and reference bulk EBL. GSL EBLs show gradual decrease in Al composition from the MQW active region to the p-type GaN layer.

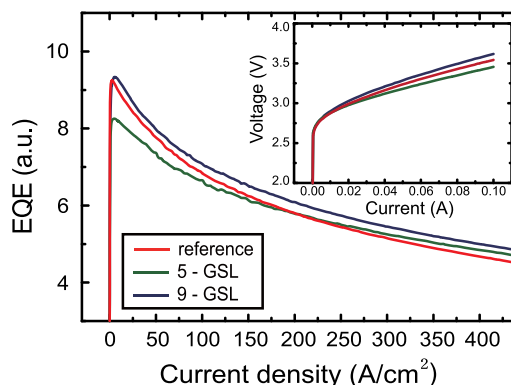


FIG. 4. EQE as a function of injection current for the GaInN LEDs with three different EBL structures. The inset shows the I-V characteristics.

In order to investigate the cause of the low peak efficiency for the 5-period GSL-EBL LED, temperature-dependent L-I-V characteristics were measured and analyzed by using the $AB + f(n)$ model^{17–19} where A and B represent the Shockley-Read-Hall (SRH) and radiative recombination coefficients, respectively, and the $f(n)$ represents the droop causing term consisting of Auger coefficient and carrier leakage term. By considering this model, it is possible to estimate the relative contribution of A , B , and $f(n)$ coefficients to the total recombination. Figure 5 shows temperature-dependency of normalized light output power (LOP) and the contribution of SRH recombination extracted from the $AB + f(n)$ analyses at the relatively low current density of $5\ \text{A}/\text{cm}^2$ for temperatures ranging from 298 K to 473 K. It is well known that the SRH non-radiative recombination plays a relatively large role at low current densities and its lifetime decreases with increasing temperature, leading to the decrease in LOP and the increase in the fraction of SRH recombination for all samples as the temperature increases.^{17,20} Note that the LEDs with 5-period GSL-EBL show a much more rapid increase in LOP and decrease in SRH as the temperature increases than the other LEDs, indicating that the SRH recombination is predominant in the LEDs with 5-period GSL-EBL. We believe that the crystal quality of the LEDs with 5-period GSL-EBL is somewhat inferior to that of other LEDs, causing the increased SRH recombination, thus lowering the peak efficiency at low current densities as shown in Fig. 4. At high current densities,

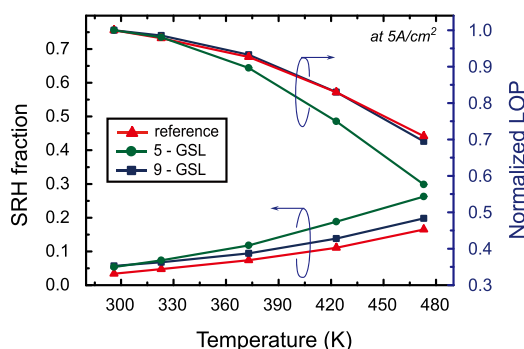


FIG. 5. The Shockley-Read-Hall (SRH) fraction of the total recombination as estimated from the $AB + f(n)$ model fit and normalized light output power (LOP) as a function of temperature for the reference LED, the 5-period GSL EBL LED, and the 9-period GSL EBL LED.

however, the effect of SRH recombination becomes negligible compared to other high-current efficiency loss mechanisms including carrier leakage and Auger recombination. As a result, the higher efficiency of the 5-period GSL-EBL LEDs was observed above the current density of 200 A/cm^2 . We anticipate that GSL-EBL LEDs optimized in terms of crystal quality and structure will show not only a higher efficiency with reduced droop but also an even lower operating voltage than LEDs with conventional bulk EBL.

In conclusion, we present a highly promising structure for high power GaInN-based LEDs with, simultaneously, reduced efficiency droop, enhanced overall efficiency, and comparable operating voltage. The structure includes an EBL composed of a p-doped graded-composition AlGaIn/GaN superlattice and enables better hole injection and reduces electron leakage. It is experimentally shown that GaInN/GaN MQW LEDs with the GSL-EBL show lower efficiency droop and higher EQE as well as comparable or even lower operating voltage compared to LEDs with conventional AlGaIn EBLs.

Authors gratefully acknowledge support by the Industrial Technology Development Program and International Collaborative R&D Program funded by Korean Ministry of Knowledge Economy, Global Research Network program (2011-220-D00064), and Basic Science Research program through the National Research Foundation of Korea (NRF) funded by the Ministry of Education, Science and Technology of Korea (2010-0006646), and POS-LED Center by POSCO and Seoul Semiconductor.

- ¹Y. C. Shen, G. O. Mueller, S. Watanabe, N. F. Gardner, A. Munkholm, and M. R. Krames, *Appl. Phys. Lett.* **91**, 141101 (2007).
- ²J. Iveland, L. Martinelli, J. Peretti, J. S. Speck, and C. Weisbuch, *Phys. Rev. Lett.* **110**, 177406 (2013).
- ³B. Monemar and B. E. Semelius, *Appl. Phys. Lett.* **91**, 181103 (2007).
- ⁴T. Mukai, M. Yamada, and S. Nakamura, *Jpn. J. Appl. Phys., Part 1* **38**, 3976 (1999).
- ⁵J. Wang, L. Wang, W. Zhao, Z. Hao, and Y. Luo, *Appl. Phys. Lett.* **97**, 201112 (2010).
- ⁶C. H. Wang, J. R. Chen, C. H. Chiu, H. C. Kuo, Y. L. Li, T. C. Lu, and S. C. Wang, *IEEE Photon. Technol. Lett.* **22**, 236 (2010).
- ⁷D. S. Meyaard, G. B. Lin, Q. Shan, J. H. Cho, and E. F. Schubert, *Appl. Phys. Lett.* **99**, 251115 (2011).
- ⁸G. B. Lin, D. S. Meyaard, J. H. Cho, E. F. Schubert, and H. W. Shim, *Appl. Phys. Lett.* **100**, 161106 (2012).
- ⁹E. F. Schubert, W. Grieshaber, and I. D. Goepfert, *Appl. Phys. Lett.* **69**, 3737 (1996).
- ¹⁰J. K. Kim, E. L. Waldron, Y. L. Li, Th. Gessmann, and E. F. Schubert, *Appl. Phys. Lett.* **84**, 3310 (2004).
- ¹¹I. D. Goepfert, E. F. Schubert, A. Osinsky, P. E. Norris, and N. N. Faleev, *J. Appl. Phys.* **88**, 2030 (2000).
- ¹²L. Chernyak, A. Osinsky, V. N. Fuflyigin, J. W. Graff, and E. F. Schubert, *IEEE Trans. Electron Devices* **48**, 433 (2001).
- ¹³S. J. Lee, S. H. Han, C. Y. Cho, S. P. Lee, D. Y. Noh, H. W. Shim, Y. C. Kim, and S. J. Park, *J. Phys. D: Appl. Phys.* **44**, 105101 (2011).
- ¹⁴Y. Y. Zhang and Y. A. Yin, *Appl. Phys. Lett.* **99**, 221103 (2011).
- ¹⁵F. Bernardini, in *Nitride Semiconductor Devices: Principles and Simulation*, edited by J. Piprek (Wiley-VCH, Weinheim, 2007), pp. 49–67.
- ¹⁶A. David, M. J. Grundmann, J. F. Karding, N. F. Gardner, T. G. Mihopoulos, and M. R. Krames, *Appl. Phys. Lett.* **92**, 053502 (2008).
- ¹⁷D. S. Meyaard, Q. Shan, Q. Dai, J. H. Cho, E. F. Schubert, M. H. Kim, and C. Sone, *Appl. Phys. Lett.* **99**, 041112 (2011).
- ¹⁸Q. Dai, Q. Shan, J. Wang, S. Chhajed, J. H. Cho, E. F. Schubert, M. H. Crawford, D. D. Koleske, M. H. Kim, and Y. J. Park, *Appl. Phys. Lett.* **97**, 133507 (2010).
- ¹⁹Q. Dai, Q. Shan, J. H. Cho, E. F. Schubert, M. H. Crawford, D. D. Koleske, M. H. Kim, and Y. J. Park, *Appl. Phys. Lett.* **98**, 033506 (2011).
- ²⁰E. F. Schubert, *Light-Emitting Diodes*, 2nd ed. (Cambridge University Press, Cambridge, 2006).